



Compensation Plan



The most-rewarding, highest-paying in the industry.

Compensation Plan

First Things First

First Things First

Activate your **INCOME POSITION**

200 PV



First Things First

Activate your **INCOME POSITION**

Use the **TOOLS**

Download the Partner.Co Share™ App!



First Things First

Activate your **INCOME POSITION**

Use the **TOOLS**

Sell products to **NEW CUSTOMERS**



First Things First

Activate your **INCOME POSITION**

Use the **TOOLS**

Sell products to **NEW CUSTOMERS**

Achieve a **BUSINESS LEVEL**

Business Level	Point Value
Activated	200
Business	500
Elite	1,000
Ultimate	1,500

Business Levels

There are four **BUSINESS LEVELS** and each level has a Point Value (or volume) requirement.

Every Partner.Co product has a Point Value. These are used to calculate commissions.

Business Level	Point Value
Activated	200
Business	500
Elite	1,000
Ultimate	1,500

Business Levels

There are four **BUSINESS LEVELS** and each level has a Point Value (or volume) requirement.

Every Partner.Co product has a Point Value. These are used to calculate commissions.

Your Business Level is determined by the volume you accumulate in your first four calendar weeks (weeks ending on Fridays).

Brand Partners accumulate volume by either selling or purchasing Partner.Co products.

Business Level	Point Value
Activated	200
Business	500
Elite	1,000
Ultimate	1,500

Business Levels

Each Business Level unlocks a **LIFETIME** of benefits and perks.

Business Level	Activated	Business	Elite	Ultimate
PV Requirement	200	500	1,000	1,500
Lines	2	3	4	5
Doubled Bonuses	<input checked="" type="checkbox"/>	<input checked="" type="checkbox"/>	<input checked="" type="checkbox"/>	<input checked="" type="checkbox"/>
Power Re-Entry™	<input checked="" type="checkbox"/>	<input checked="" type="checkbox"/>	<input checked="" type="checkbox"/>	<input checked="" type="checkbox"/>
New Volume Bonus %	15%	20%	25%	30%
Gold Status*	<input checked="" type="checkbox"/>	<input checked="" type="checkbox"/>	<input checked="" type="checkbox"/>	<input checked="" type="checkbox"/>

* Except US, Canada and Japan.

Minimum Sales Threshold

Sell or buy 100 PV of products every four weeks to stay qualified for commissions.



Qualification Period

The Partner.Co Compensation Plan is a weekly plan.

Qualification period goes from 12.00 a.m. Saturday to 11.59 p.m. Friday.

Subscription runs on Saturday.

Commissions run on Tuesdays and are paid on Friday for the previous week.



9 Ways To Get Paid

UPFRONT INCOME	RESIDUAL INCOME	BONUS INCOME
<p>1 Retail Profits</p> <hr/> <p>2 New Volume Bonus</p>	<p>3 Base Commissions</p>	<p>4 Savings Bonus</p> <hr/> <p>5 Income Position Bonus</p> <hr/> <p>6 Pay Line Bonus</p> <hr/> <p>7 Matching Bonus</p> <hr/> <p>8 Business Rewards</p> <hr/> <p>9 Loyalty Shopping</p>

9 Ways To Get Paid

UPFRONT INCOME	RESIDUAL INCOME	BONUS INCOME
<p>1 Retail Profits</p> <hr/> <p>2 New Volume Bonus</p>	<p>3 Base Commissions</p>	<p>4 Savings Bonus</p> <hr/> <p>5 Income Position Bonus</p> <hr/> <p>6 Pay Line Bonus</p> <hr/> <p>7 Matching Bonus</p> <hr/> <p>8 Business Rewards</p> <hr/> <p>9 Loyalty Shopping</p>



Retail Profits

Share the products you love and earn on every sale.

Retail Profits

Sell your favorite Partner.Co products at the full retail price and earn up to 30% in retail profit when you are a Subscriber.*



*Not applicable in Spain or Italy.

Retail Profits

Share your exclusive discount with your followers by using unique Promo Codes.



Note: when you sell with a Promo Code, the margin between your price and the retail price is reduced.

2

New Volume Bonus

Earn from sales to new customers.

New Volume Bonus

Bonus paid on purchases made by new Customers and Brand Partners during their first four weeks.

The higher your Business Level, the higher the % you earn.

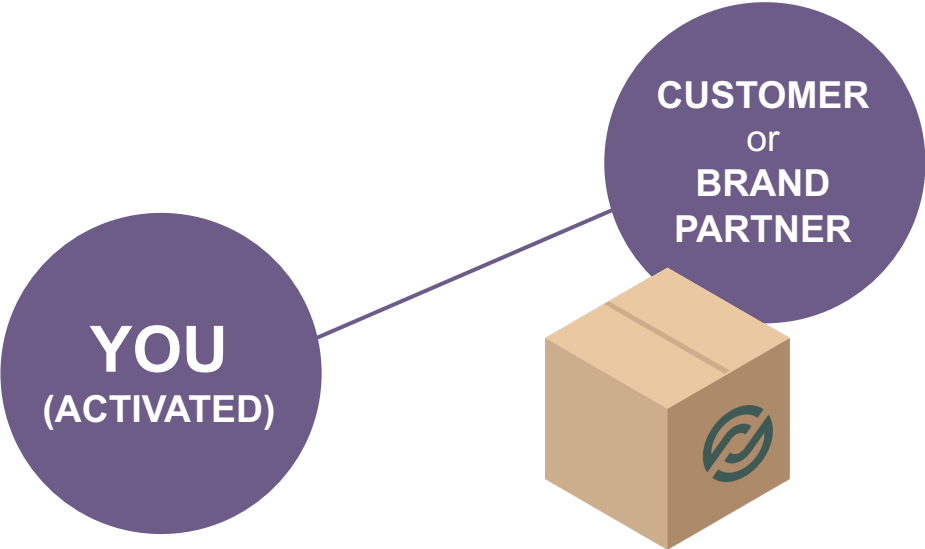
Business Level	NVB%
Activated	15%
Business	20%
Elite	25%
Ultimate	30%

New Volume Bonus

YOU
(ACTIVATED)

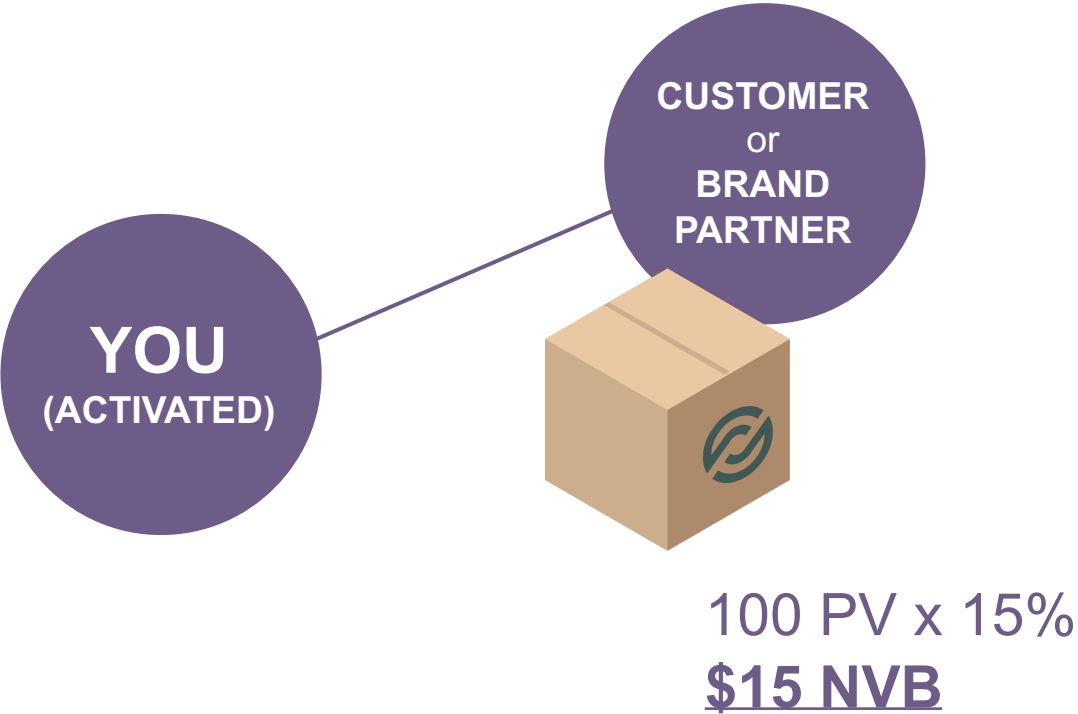
Business Level	NVB%
Activated	15%
Business	20%
Elite	25%
Ultimate	30%

New Volume Bonus



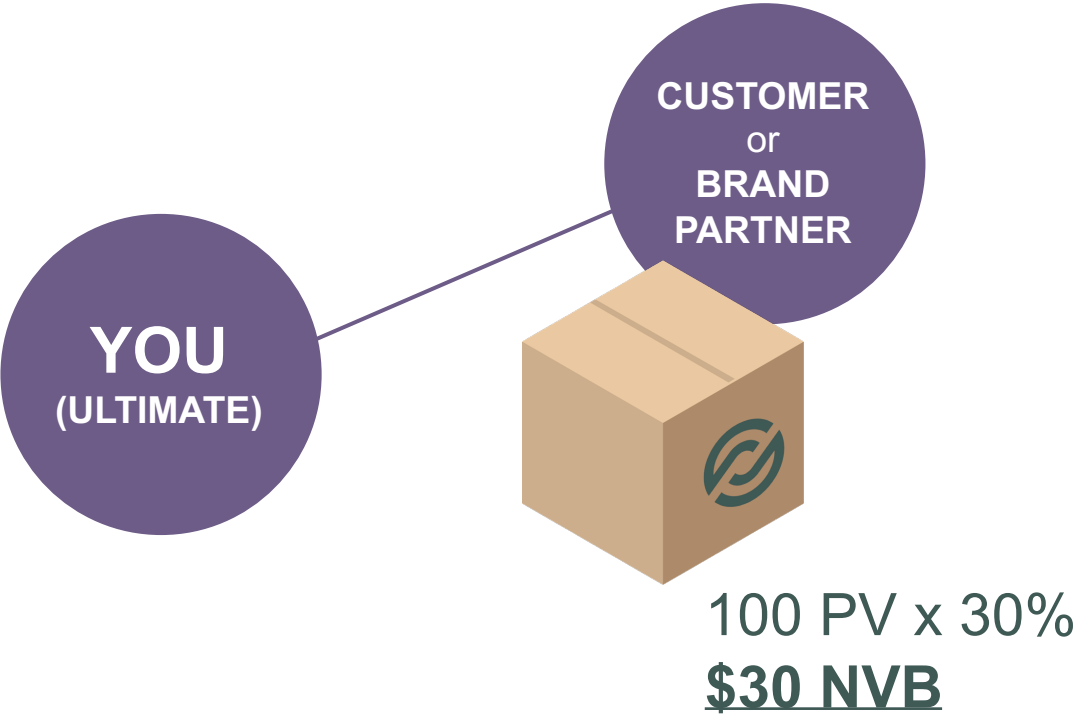
Business Level	NVB%
Activated	15%
Business	20%
Elite	25%
Ultimate	30%

New Volume Bonus



Business Level	NVB%
Activated	15%
Business	20%
Elite	25%
Ultimate	30%

New Volume Bonus



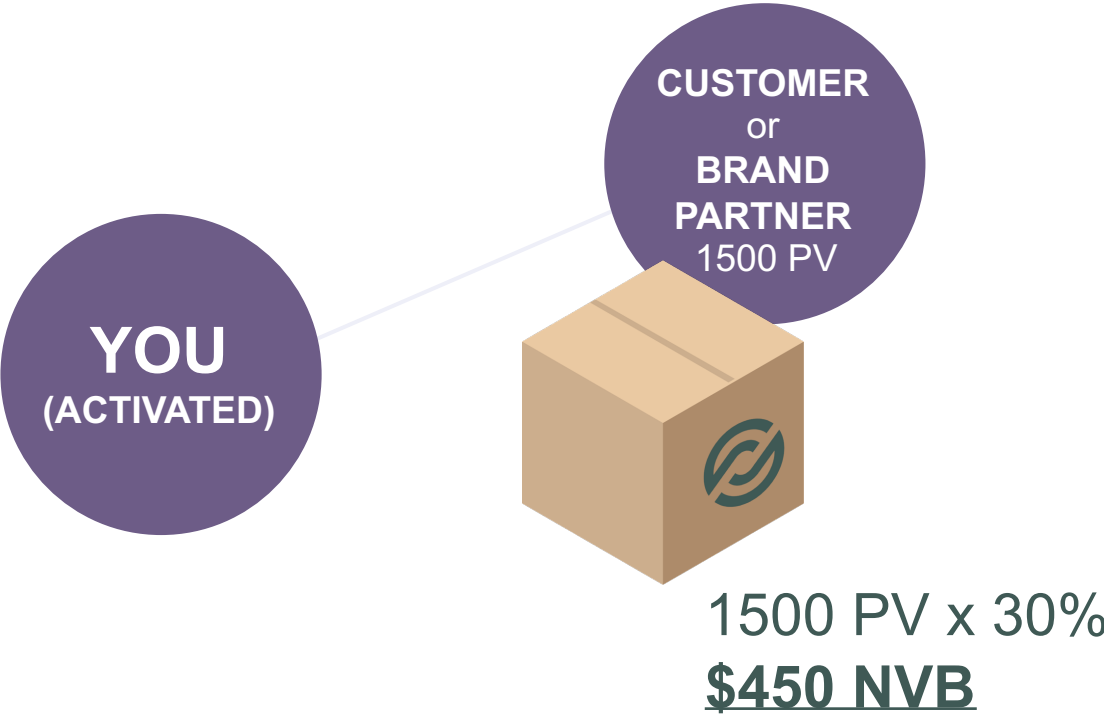
Business Level	NVB%
Activated	15%
Business	20%
Elite	25%
Ultimate	30%

New Volume Bonus

If the volume purchased by your Customers and Brand Partners exceeds your Business Level, you will be paid at the higher corresponding level.

Business Level	NVB%
Activated	15%
Business	20%
Elite	25%
Ultimate	30%

New Volume Bonus



Business Level	NVB%
Activated	15%
Business	20%
Elite	25%
Ultimate	30%

New Volume Bonus

RECAP

Earn from sales to new Customers and Brand Partners in their first four weeks.

The higher your Business Level, the higher the % you earn.

Sell above your Business Level to earn even more.

Business Level	NVB%
Activated	15%
Business	20%
Elite	25%
Ultimate	30%

9 Ways To Get Paid

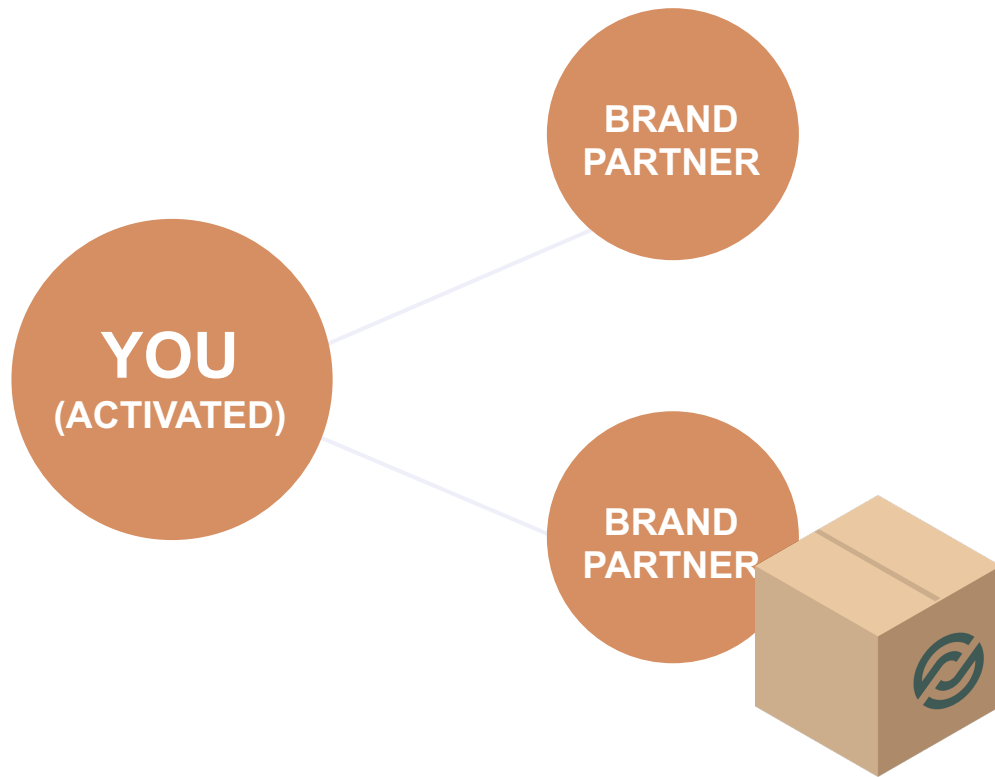
UPFRONT INCOME	RESIDUAL INCOME	BONUS INCOME
<p>1 Retail Profits</p> <hr/> <p>2 New Volume Bonus</p>	<p>3 Base Commissions</p>	<p>4 Savings Bonus</p> <hr/> <p>5 Income Position Bonus</p> <hr/> <p>6 Pay Line Bonus</p> <hr/> <p>7 Matching Bonus</p> <hr/> <p>8 Business Rewards</p> <hr/> <p>9 Loyalty Shopping</p>



Base Commissions

Earn by building sales teams.

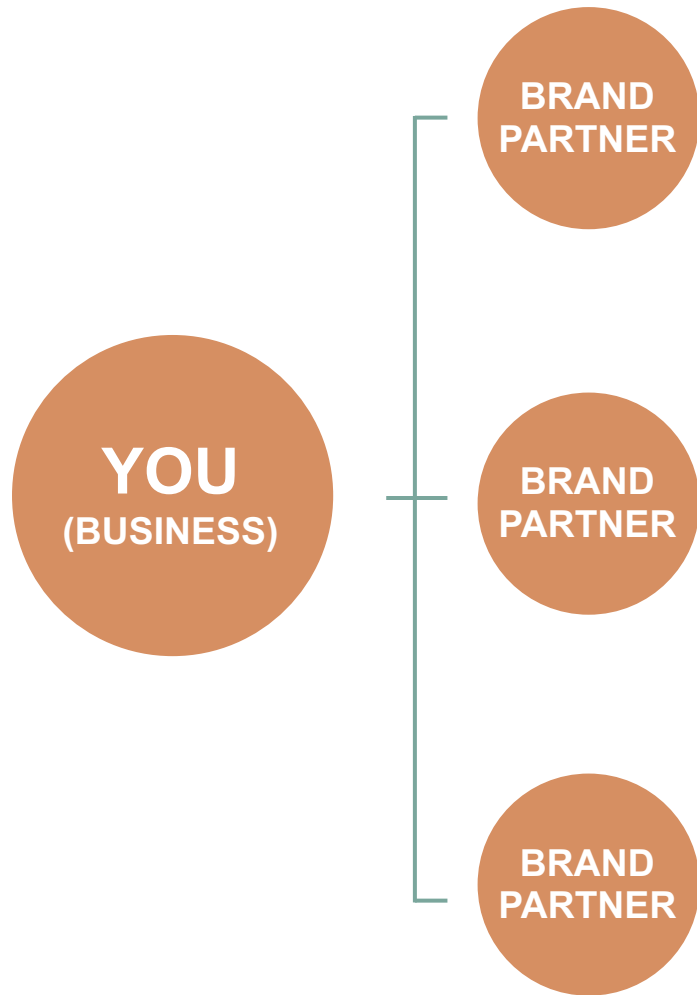
Base Commissions



YOUR INCOME POSITION is your spot in the Partner.Co network.

It allows you to get paid, week after week.

Residual Income - Base Commissions



As you build **YOUR TEAM** of Brand Partners, they are going to be placed into a line with an open position.

You can add new Brand Partners to existing teams (build deep) or place them in new lines as they become available (build wide).

Residual Income - Base Commissions

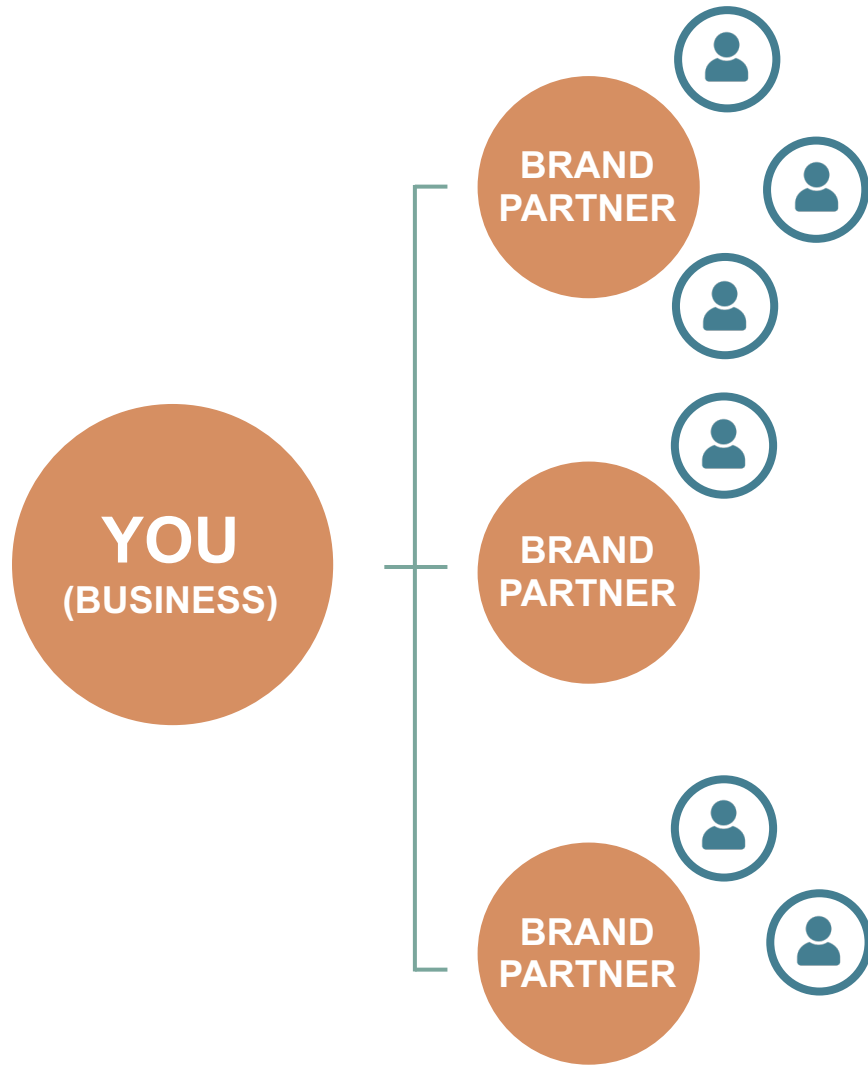


As you build **YOUR TEAM** of Brand Partners, they are going to be placed into a line with an open position.

You can add new Brand Partners to existing teams (build deep) or place them in new lines as they become available (build wide).

Each Brand Partner can also acquire new customers, increasing your sales team volume.

Residual Income - Base Commissions



As you build **YOUR TEAM** of Brand Partners, they are going to be placed into a line with an open position.

You can add new Brand Partners to existing teams (build deep) or place them in new lines as they become available (build wide).

Each Brand Partner can also acquire new customers, increasing your sales team volume.

Building infinitely “deep” and “wide” is patented and exclusive.

Residual Income - Base Commissions



Power Line
2,000 PV

Pay Line
1,000 PV

Pay Line
1,500 PV

POWER LINES & PAY LINES

Sales from your teams accumulate throughout the week.

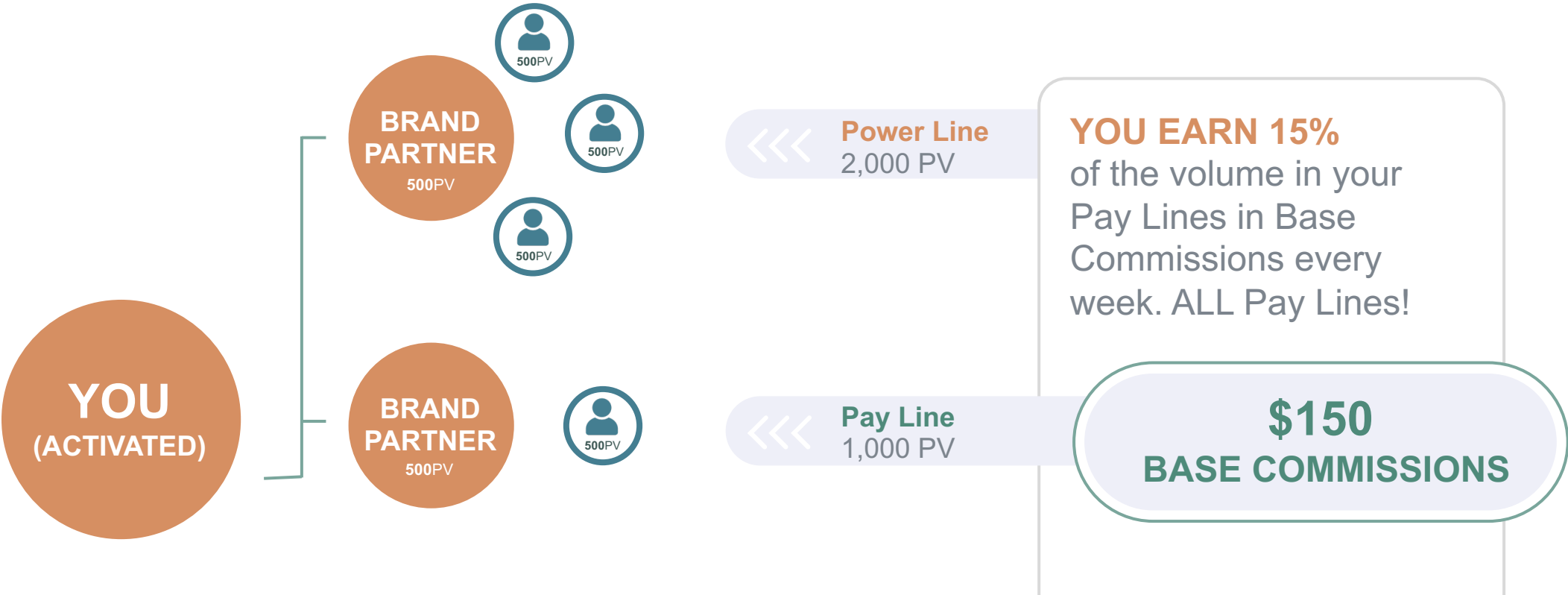
The line with the most volume is called the "Power Line."

All other lines are called "Pay Lines" (there's no limit on how many Pay Lines you can build).

Residual Income - Base Commissions



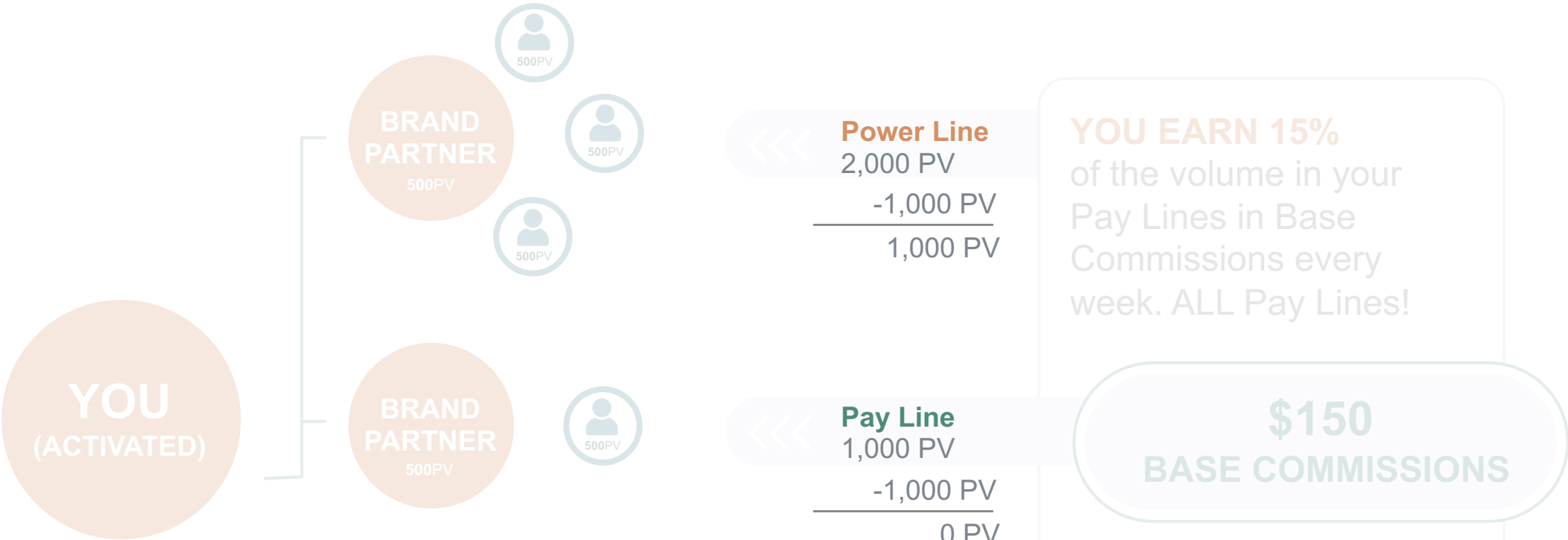
Residual Income - Base Commissions



CARRY-OVER VOLUME

As Base Commissions are paid out, that volume is removed from both Pay Lines and Power Lines.

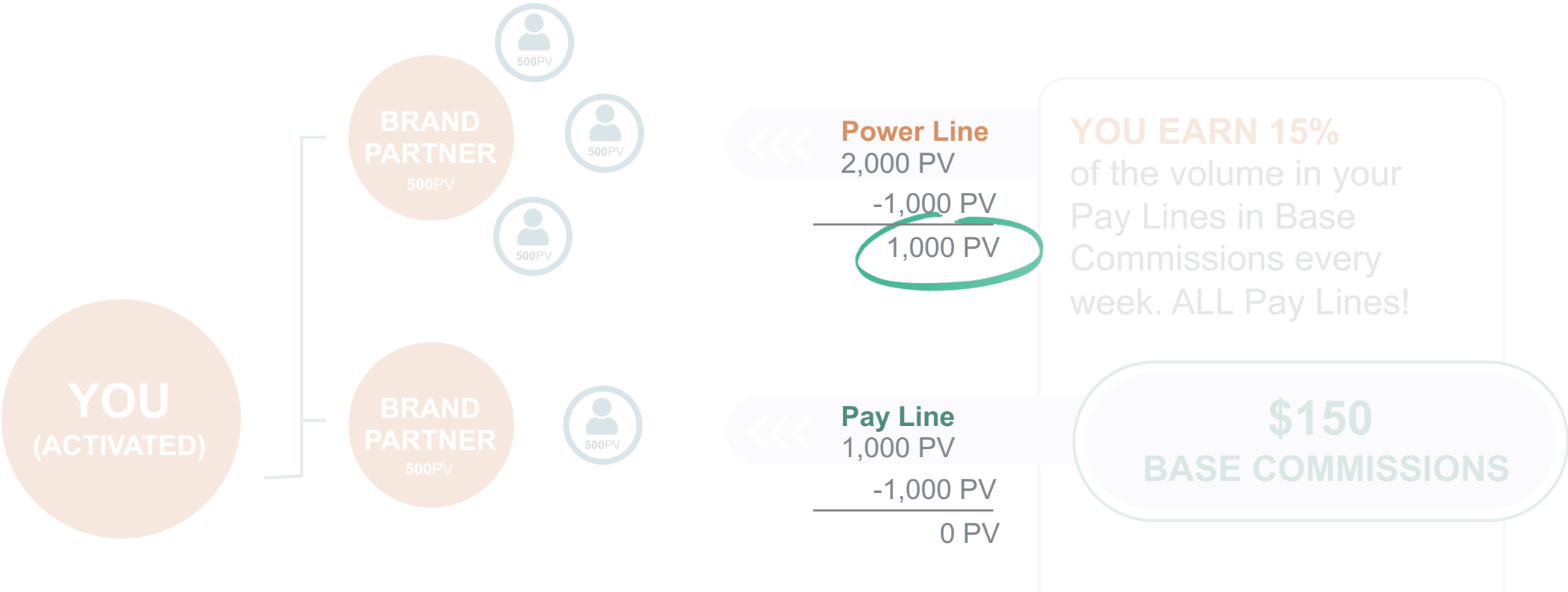
Residual Income - Base Commissions



CARRY-OVER VOLUME

As Base Commissions are paid out, that volume is removed from both Pay Lines and Power Lines.

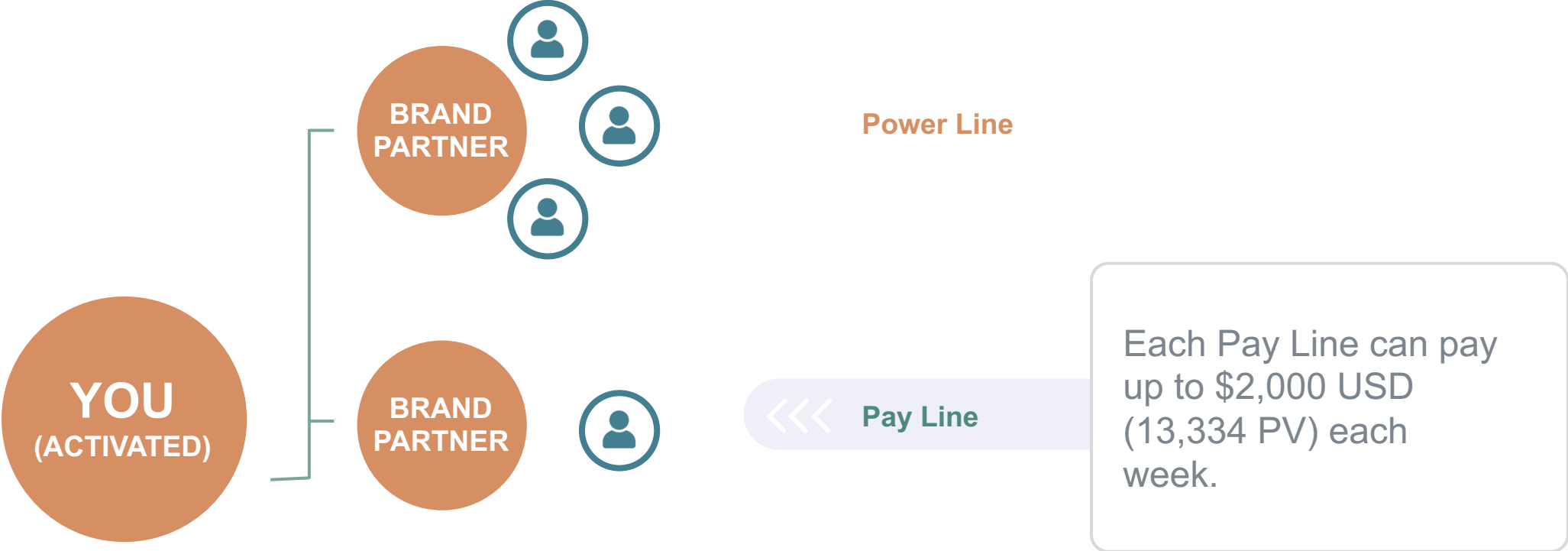
Residual Income - Base Commissions



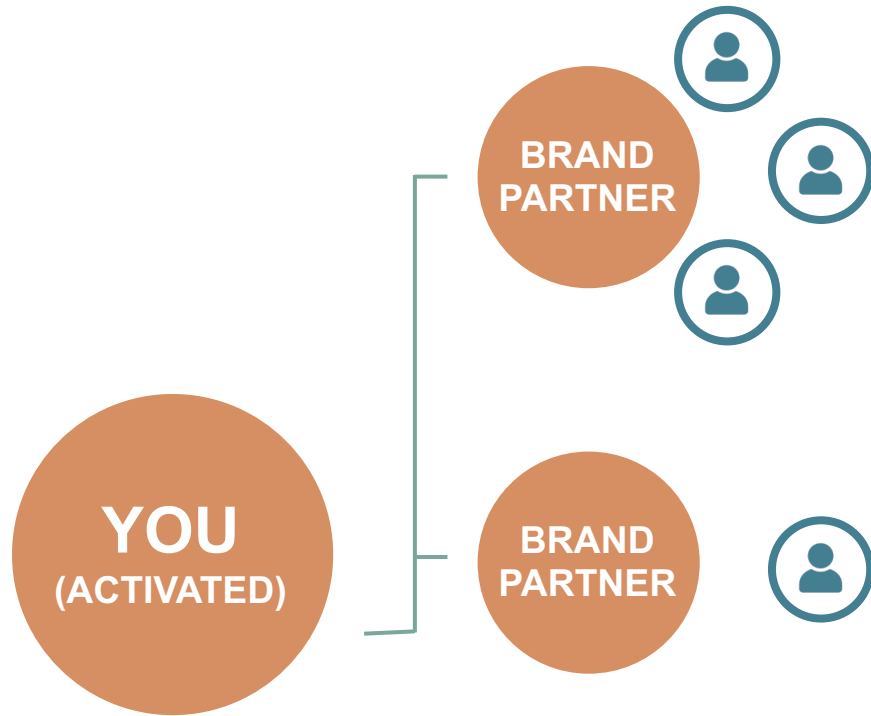
CARRY-OVER VOLUME

Any volume left over in the Power Line will carry over to the next week. Carry-Over Volume adds to new volume to calculate your Base Commissions.

Residual Income - Base Commissions



Residual Income - Base Commissions



RECAP

Base Commissions are 15% of the volume generated from all Pay Lines, up to \$2,000 USD per Pay Line, per week.

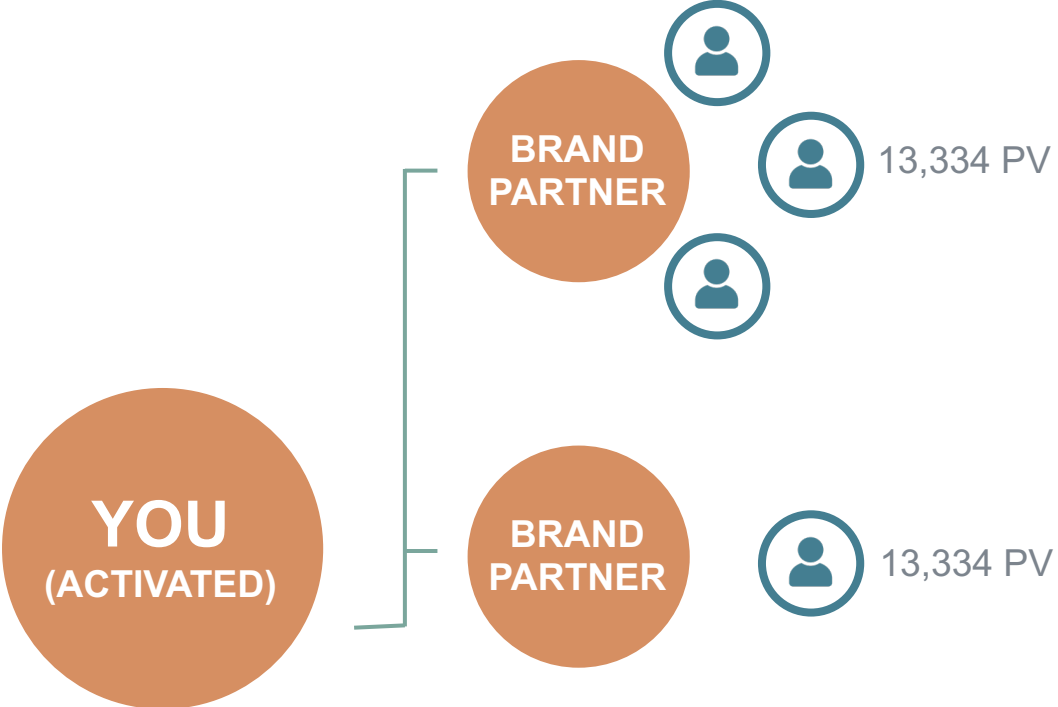
Any remaining difference is carried over into the next Commissions Period.

Residual Income - Base Commissions



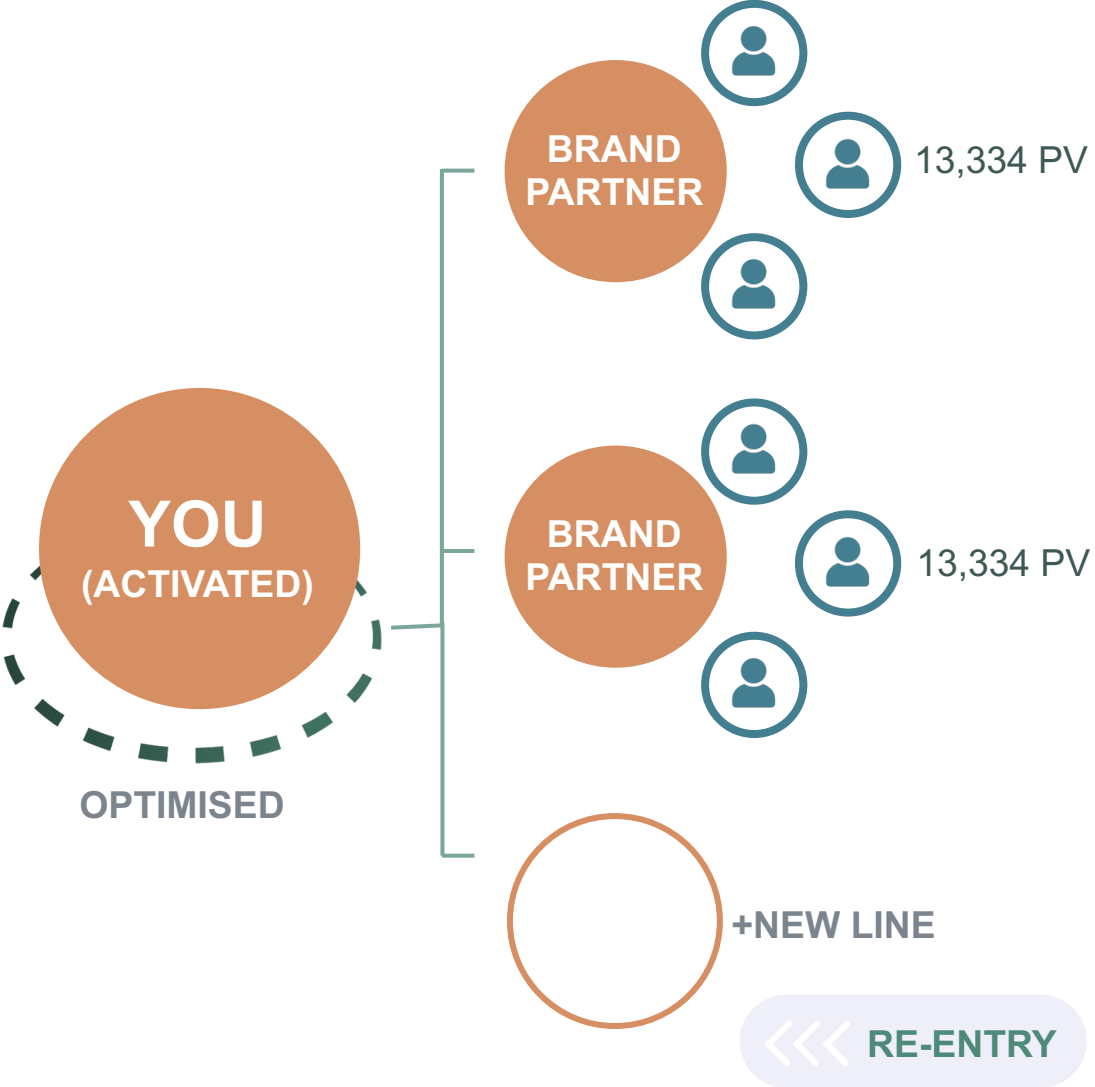
Optimisation

Residual Income - Base Commissions- Optimisation



When sales volume reaches 13,334 PV (\$2,000) on two or more lines in one week, your Income Position **OPTIMISES**.

Residual Income - Base Commissions- Optimisation



When sales volume reaches 13,334 PV (\$2,000) on two or more lines in one week, your Income Position **OPTIMISES**.

This produces a NEW Line and a New Income Position (called Re-Entry).

Residual Income - Base Commissions- Optimisation

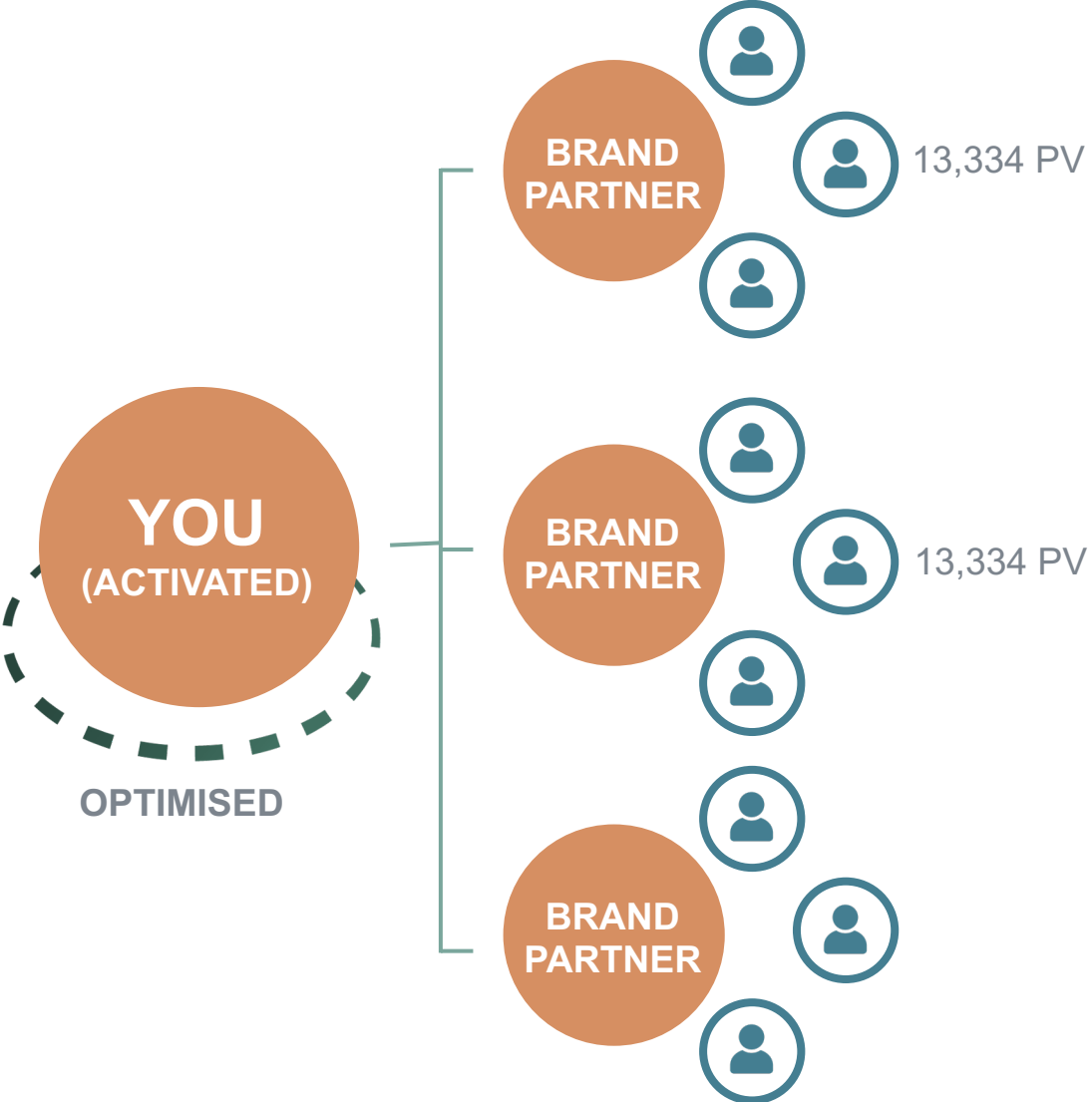


You can start building the new line **instantly!**

There's **no limit** to the number of lines you can build!

This is called building **wide.**

Residual Income - Base Commissions- Optimisation



New Income Positions can be placed anywhere under the optimised Pay Line. New Income Position cannot be placed under the Power Line.

This is called **Re-Entry**.

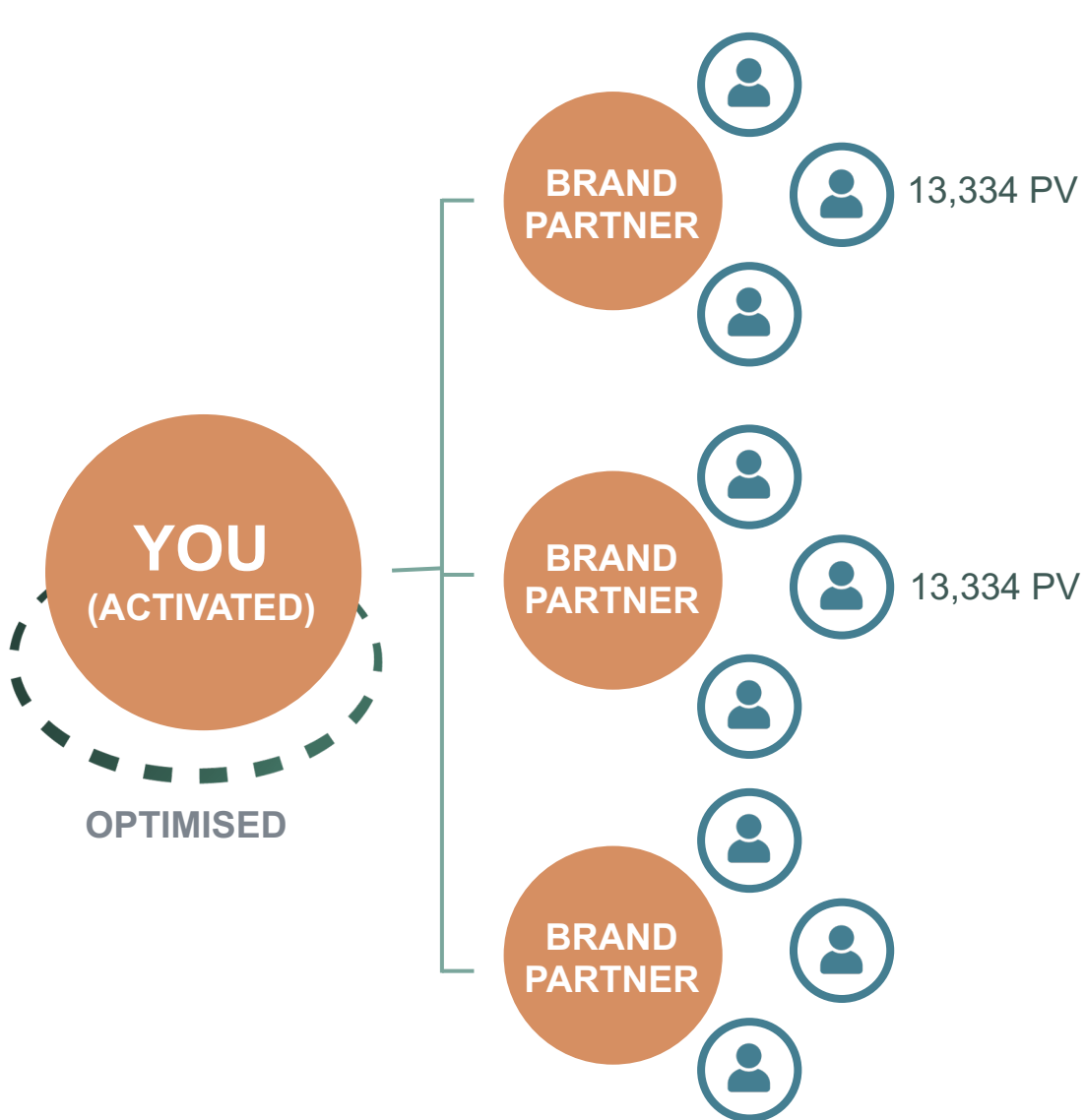
Residual Income - Base Commissions- Optimisation



Re-Entry is used to strategically build with existing team members, creating new income positions and building new teams together.

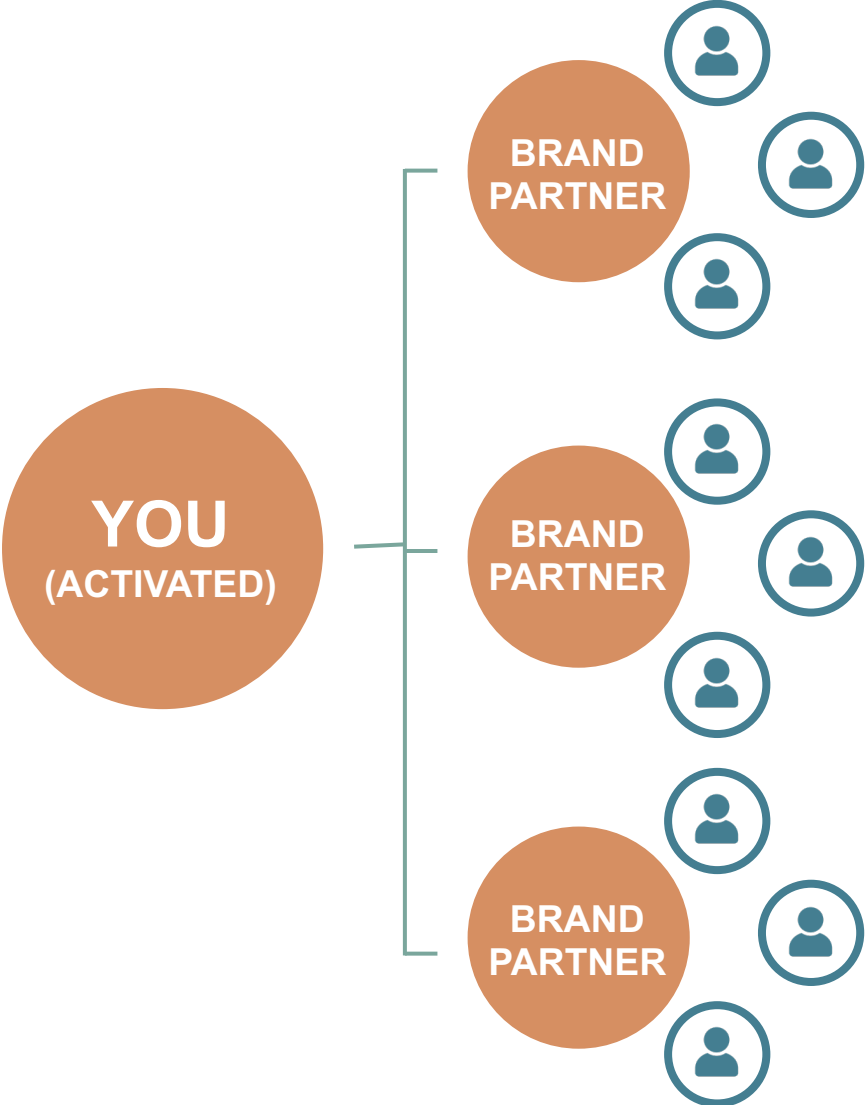
This is called building **deep**.

Residual Income - Base Commissions- Optimisation



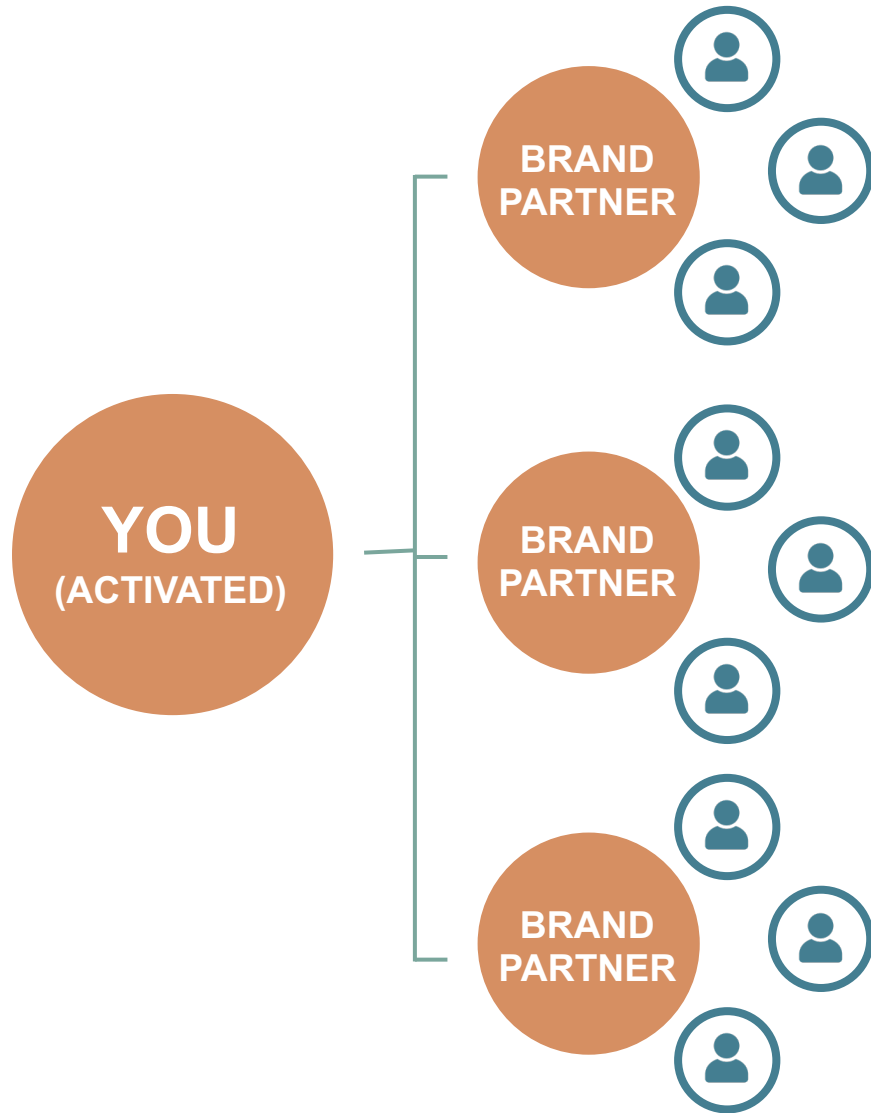
Re-Entry is used to strategically build with existing team members, creating new income positions and building new teams together.

This is called building **deep**.



Auto-Balancing

Residual Income - Base Commissions- Auto-Balancing



When you have more than 100 PV from personal and Customer orders (the amount you need to stay commission qualified!), we balance the extra volume between your lines to maximise your pay. If you are not on your qualification week, all volume from personal and Customer orders is auto-balanced.

That means that you can earn retail and Base Commission on the same volume.

The **AUTO-BALANCE** is automatically done for you.

9 Ways To Get Paid

UPFRONT INCOME	RESIDUAL INCOME	BONUS INCOME
<p>1 Retail Profits</p> <hr/> <p>2 New Volume Bonus</p>	<p>3 Base Commissions</p>	<p>4 Savings Bonus</p> <hr/> <p>5 Income Position Bonus</p> <hr/> <p>6 Pay Line Bonus</p> <hr/> <p>7 Matching Bonus</p> <hr/> <p>8 Business Rewards</p> <hr/> <p>9 Loyalty Shopping</p>



Savings Bonus

Extra cash on the side for you.

Savings Bonus

Once you earn \$250 or more in Base Commissions in a week, you'll bank an **ADDITIONAL 15%** into a savings account!



Base Commissions:
\$2,000 X 15%


(Figures shown assume Double Bonus Status)

Savings Bonus

Your **SAVINGS BONUS** will continue to save up to \$500 each week for as long as you stay commission qualified.

≥ \$250 BASE COMMISSIONS
IN ONE WEEK

SAVE AN
ADDITIONAL **15%**



Base Commissions:
\$2,000 X 15%



\$300 SAVINGS BONUS

(Figures shown assume Double Bonus Status)

Savings Bonus

Once you have \$10,000 in your vault, your Savings Bonus is paid to you **ALL AT ONCE!**




(Figures shown assume Double Bonus Status)

Savings Bonus

After your big pay day, Savings Bonuses will be paid every four weeks, up to **\$500 PER WEEK.**

≥ \$250 BASE COMMISSIONS IN ONE WEEK

SAVE AN ADDITIONAL **15%**




(Figures shown assume Double Bonus Status)

Savings Bonus

How will YOU use your **EXTRA \$2,000** each month?

\geq \$250 BASE COMMISSIONS IN ONE WEEK

SAVE AN ADDITIONAL **15%**



(Figures shown assume Double Bonus Status)



Income Position Bonus

Earn for building and leading new teams deep.

Income Position Bonus

We set 2% of worldwide product PV aside into an **INCOME POSITION BONUS** pool.

For every Income Position you Optimise (2 lines with at least 13,334 total PV), you earn shares of the bonus.

(Figures shown assume Double Bonus Status)



Income Position Bonus

The more Income Positions you Optimise in a week, the more shares you get **EXPONENTIALLY!**

The Income Position Bonus is one of the most powerful ways to make residual, exponential income.

That basically means you make EXTRA money without doing EXTRA work.

(Figures shown assume Double Bonus Status)



Income Position Bonus

Each IP Share Averages \$250

1 IP Optimised	2 Shares = \$500
2 IPs Optimised	2 + 4 = 6 Shares = \$1,500
3 IPs Optimised	2 + 4 + 6 = 12 Shares = \$3,000
4 IPs Optimised	2 + 4 + 6 + 8 = 20 Shares = \$5,000
5 IPs Optimised	2 + 4 + 6 + 8 + 10 = 30 Shares = \$7,500
6 IPs Optimised	2 + 4 + 6 + 8 + 10 + 12 = 42 Shares = \$10,500
7 IPs Optimised	2 + 4 + 6 + 8 + 10 + 12 + 14 = 56 Shares = \$14,000
8 IPs Optimised	2 + 4 + 6 + 8 + 10 + 12 + 14 + 16 = 72 Shares = \$18,000

(Figures shown assume Double Bonus Status)





Pay Line Bonus

Earn for building and leading new teams wide.

Pay Line Bonus

Like the Income Position Bonus, we set another 1% of worldwide product PV into a **Pay Line Bonus** pool.

Each Optimised Pay Line in a week, after your first two Pay Lines, earns you shares of the bonus.

So again, extra money with no extra work!

(Figures shown assume Double Bonus Status)



Pay Line Bonus

The more added lines you Optimise in a week, the more shares you get **EXPONENTIALLY!**



(Figures shown assume Double Bonus Status)

Pay Line Bonus

Each PL share is roughly around \$400

1 More PL Optimised	2 Shares = \$800
2 More PLs Optimised	2 + 4 = 6 Shares = \$2,400
3 More PLs Optimised	2 + 4 + 6 = 12 Shares = \$4,800
4 More PLs Optimised	2 + 4 + 6 + 8 = 20 Shares = \$8,000
5 More PLs Optimised	2 + 4 + 6 + 8 + 10 = 30 Shares = \$12,000
6 More PLs Optimised	2 + 4 + 6 + 8 + 10 + 12 = 42 Shares = \$16,800
7 More PLs Optimised	2 + 4 + 6 + 8 + 10 + 12 + 14 = 56 Shares = \$22,400
8 More PLs Optimised	2 + 4 + 6 + 8 + 10 + 12 + 14 + 16 = 72 Shares = \$28,800

(Figures shown assume Double Bonus Status)






Matching Bonus

Earn for helping your sales teams get paid.

Matching Bonus

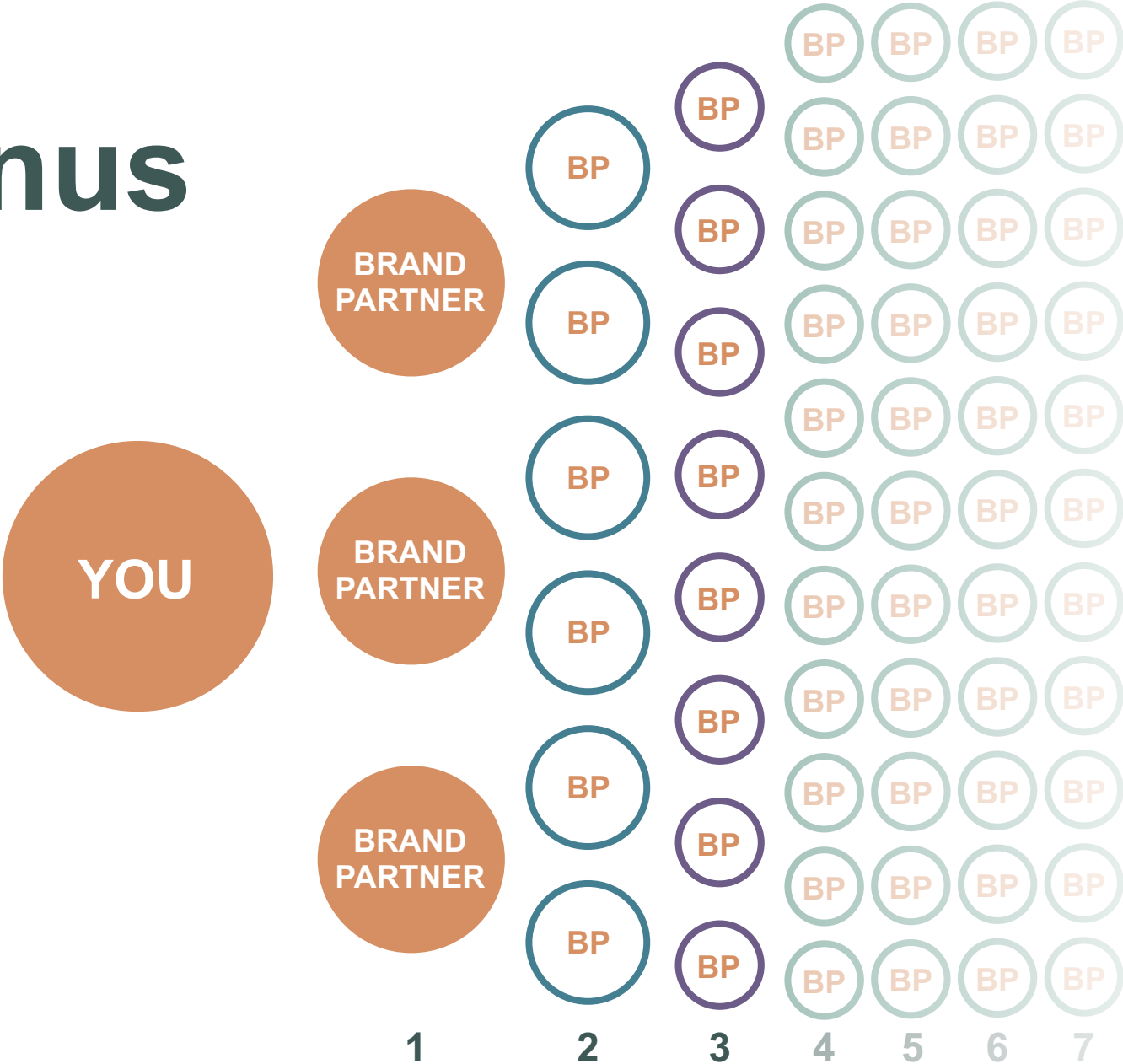
The more you help your team grow,
THE MORE YOU EARN!

Make a % of ALL Base Commissions
earned by your team, up to seven
“generations.”



Matching Bonus

That's **SEVEN GENERATIONS** of Brand Partners, including partners you sponsor and the ones they sponsor, too!

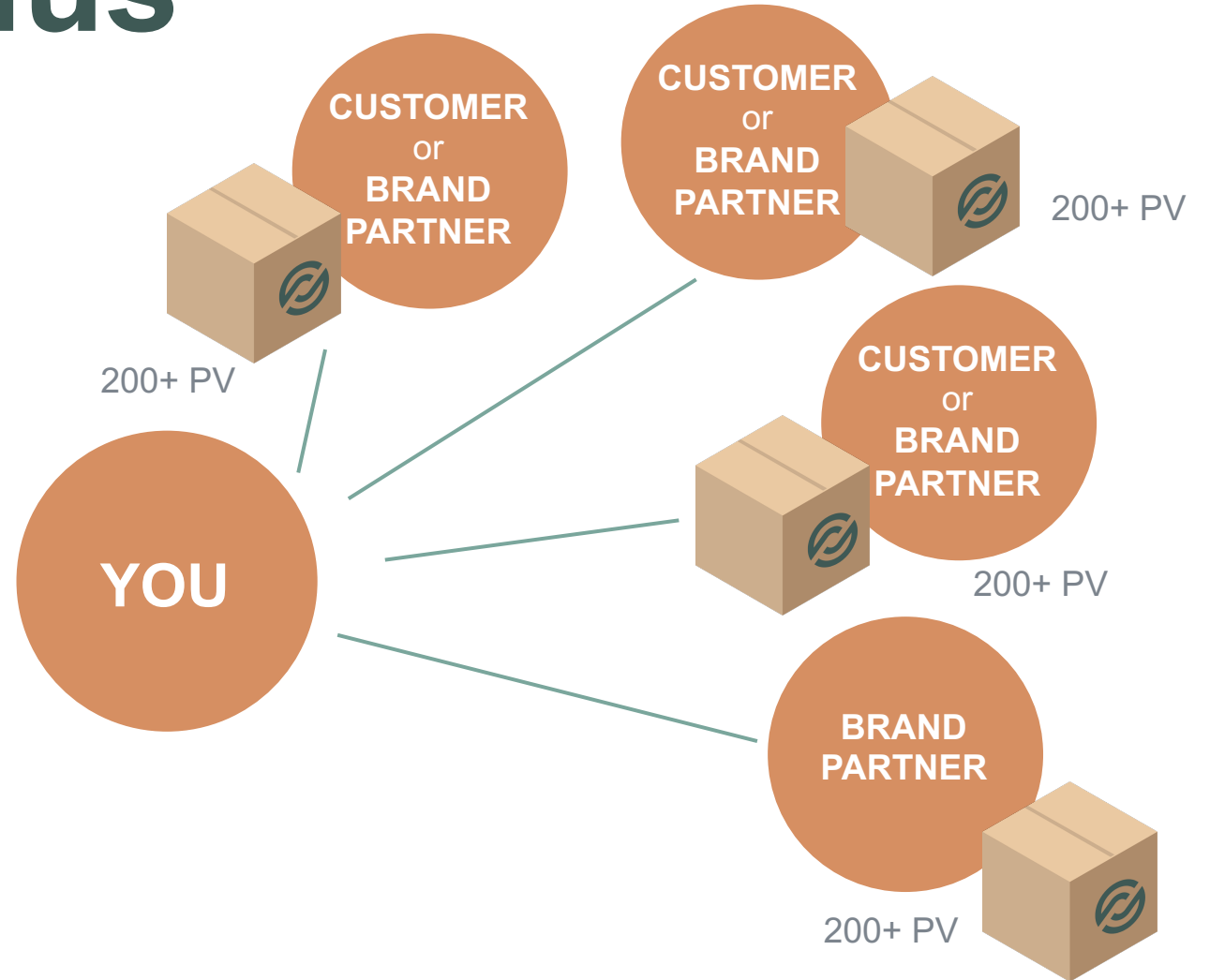


Matching Bonus

GO FOR THE GOLD!

Achieve **GOLD STATUS** by selling 200 PV or more to four new personally-sponsored customers or Brand Partners in your first eight weeks.

(You need at least one Brand Partner.)



Matching Bonus

GO FOR THE GOLD!

GOLD STATUS unlocks three generations of Matching Bonus **FOR LIFE**.

Earn generations 4 – 7 by increasing your weekly Base Commissions and optimising your Income Position.

Generation	Requirements	% Match of Base Commissions
1 st	GOLD STATUS	15%
2 nd	GOLD STATUS	10%
3 rd	GOLD STATUS	5%
4 th	GOLD STATUS + \$500 in BC	5%
5 th	GOLD STATUS + \$1,000 in BC	5%
6 th	GOLD STATUS + 1 Optimised IP	5%
7 th	GOLD STATUS + 2 Optimised IPs	5%

(Figures shown assume Double Bonus Status)

Matching Bonus

EXAMPLE



(Figures shown assume Double Bonus Status)

Matching Bonus

EXAMPLE

Gen 1 BC: \$5,000 X 15% = \$750



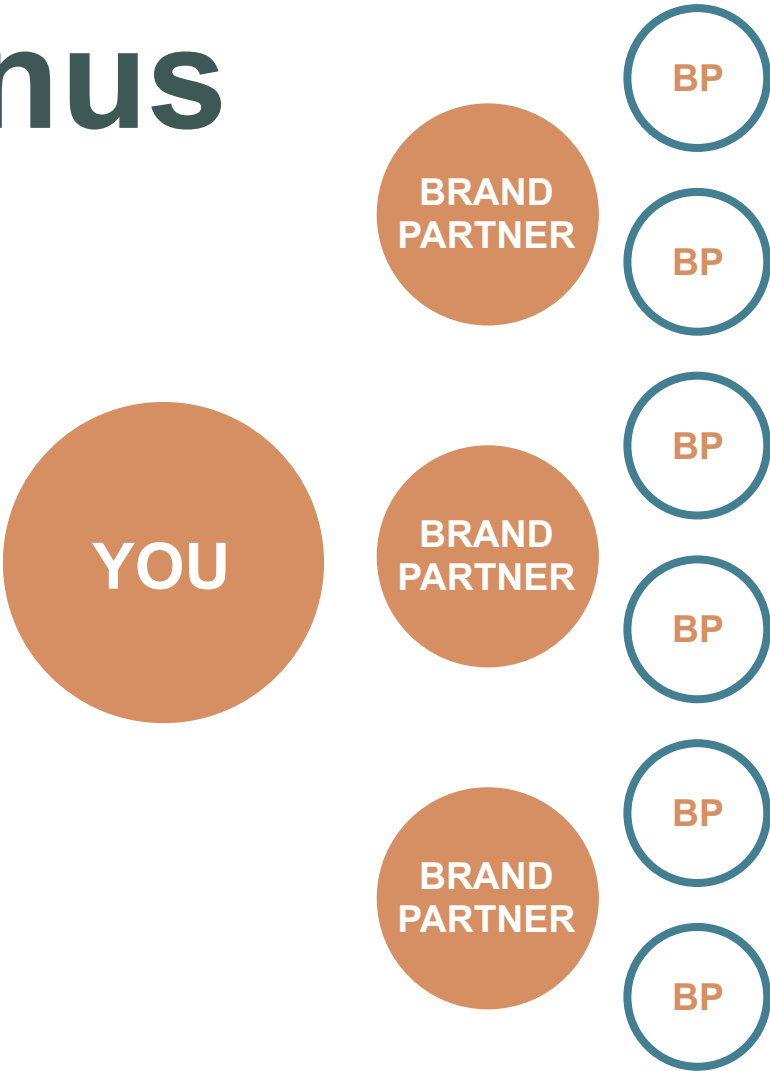
(Figures shown assume Double Bonus Status)

Base Commission: \$5,000

Matching Bonus

EXAMPLE

Gen 1 BC: $\$5,000 \times 15\% = \750
Gen 2 BC: $\$3,000 \times 10\% = \300



(Figures shown assume Double Bonus Status)

Base Commission: \$5,000

\$3,000

Matching Bonus

EXAMPLE

Gen 1 BC: \$5,000 X 15% = \$750
 Gen 2 BC: \$3,000 X 10% = \$300
 Gen 3 BC: \$2,500 X 5% = \$125



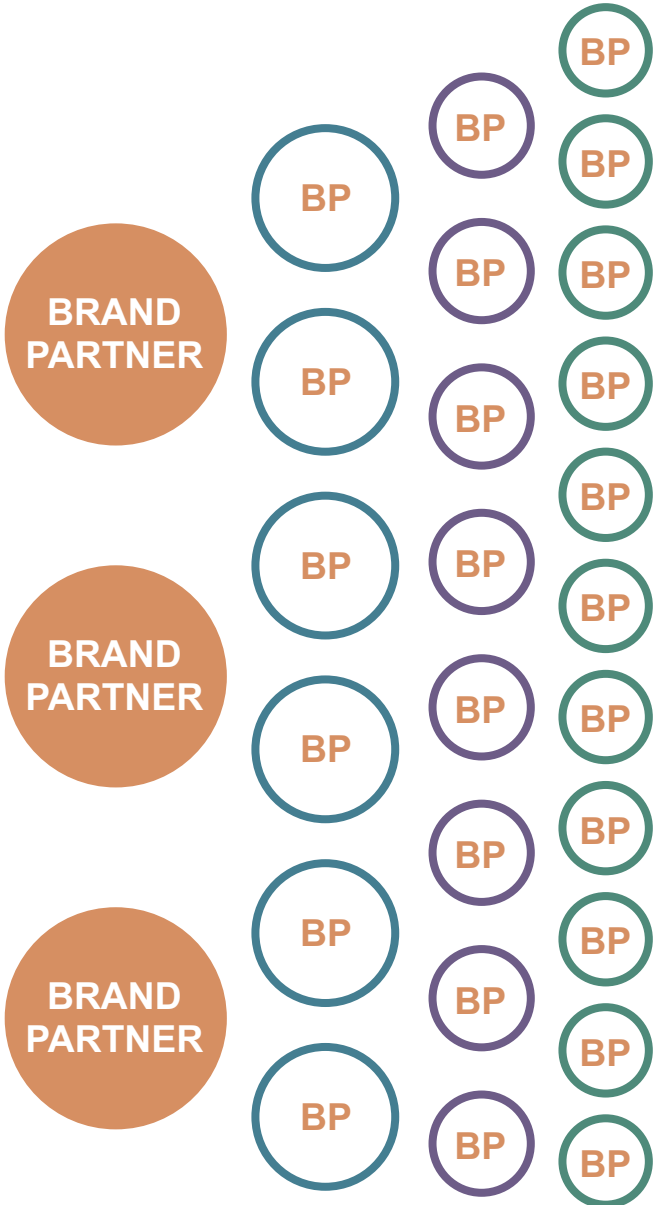
Base Commission: \$5,000 \$3,000 \$2,500

(Figures shown assume Double Bonus Status)

Matching Bonus

EXAMPLE

Gen 1 BC: \$5,000 X 15% = \$750
 Gen 2 BC: \$3,000 X 10% = \$300
 Gen 3 BC: \$2,500 X 5% = \$125
 Gen 4 BC: \$1,000 X 5% = \$50




Base Commission: \$5,000 \$3,000 \$2,500 \$1,000

(Figures shown assume Double Bonus Status)

Matching Bonus

EXAMPLE

Gen 1 BC: \$5,000 X 15% = \$750
Gen 2 BC: \$3,000 X 10% = \$300
Gen 3 BC: \$2,500 X 5% = \$125
Gen 4 BC: \$1,000 X 5% = \$50
Gen 5 BC: \$750 X 5% = \$35



(Figures shown assume Double Bonus Status)

Base Commission: \$5,000

\$3,000

\$2,500


\$1,000

\$750

Matching Bonus

EXAMPLE

Gen 1 BC: \$5,000 X 15% = \$750
Gen 2 BC: \$3,000 X 10% = \$300
Gen 3 BC: \$2,500 X 5% = \$125
Gen 4 BC: \$1,000 X 5% = \$50
Gen 5 BC: \$750 X 5% = \$35
Gen 6 BC: \$1,000 X 5% = \$50



(Figures shown assume Double Bonus Status)

Base Commission: \$5,000

\$3,000

\$2,500

\$1,000


\$750

\$1,000

Matching Bonus

EXAMPLE

Gen 1 BC: \$5,000 X 15%	= \$750
Gen 2 BC: \$3,000 X 10%	= \$300
Gen 3 BC: \$2,500 X 5%	= \$125
Gen 4 BC: \$1,000 X 5%	= \$50
Gen 5 BC: \$750 X 5%	= \$35
Gen 6 BC: \$1,000 X 5%	= \$50
Gen 7 BC: \$5,000 X 5%	= \$250



(Figures shown assume Double Bonus Status)

Base Commission: \$5,000

\$3,000

\$2,500

\$1,000

\$750

\$1,000

\$5,000


Matching Bonus

EXAMPLE

Gen 1 BC: \$5,000 X 15% = \$750
Gen 2 BC: \$3,000 X 10% = \$300
Gen 3 BC: \$2,500 X 5% = \$125
Gen 4 BC: \$1,000 X 5% = \$50
Gen 5 BC: \$750 X 5% = \$35
Gen 6 BC: \$1,000 X 5% = \$50
Gen 7 BC: \$5,000 X 5% = \$250

TOTAL = \$1,560

(Figures shown assume Double Bonus Status)



Base Commission: \$5,000

\$3,000

\$2,500

\$1,000

\$750


\$1,000

\$5,000

Matching Bonus

There's NO limit to the amount of Matching Bonus you can earn.

Matching Bonus is paid with **DYNAMIC COMPRESSION**. A commission eligible Brand Partner with a Gold Status will occupy a generational level.



(Figures shown assume Double Bonus Status)

Base Commission: \$5,000

\$3,000

\$2,500

\$1,000

\$750

\$1,000

\$5,000



Business Rewards

Credits to cash in however you like.

Business Rewards

Get rewarded beyond commissions and bonuses!

EARN BUSINESS CREDITS for participating in business-building activities, like:

- Grow Pay Line PV
- Personally sponsor new Customers or Brand Partners
- Stay on Subscription
- Title advancement
- Attend Corporate events
- ... And so much more!



Business Rewards

WIN IT

Enter quarterly lucky draws to win cash, experiences and more.

GIVE IT

Donate to a charitable organisation sponsored by Partner.Co.

GET IT

Redeem for Partner.Co products, new technologies, luxury experiences and trips with Partner.Co executives and leaders.

DREAM IT

Design a reward unique to you! Reach Chairperson to unlock the ability to cash in Business Credits for your personalised dream.

9

Loyalty Shopping

Big discounts on your favorite products.

Loyalty Shopping

\$ 1 →

Here's how it works!

For every dollar you **SPEND** on qualified products, you **EARN** another back in Loyalty Credits.



Loyalty Shopping

CASH IT IN!

Convert your Loyalty Credits into wholesale savings on your favourite products.



9 Ways To Get Paid

UPFRONT INCOME	RESIDUAL INCOME	BONUS INCOME
<p>1 Retail Profits</p> <hr/> <p>2 New Volume Bonus</p>	<p>3 Base Commissions</p>	<p>4 Savings Bonus</p> <hr/> <p>5 Income Position Bonus</p> <hr/> <p>6 Pay Line Bonus</p> <hr/> <p>7 Matching Bonus</p> <hr/> <p>8 Business Rewards</p> <hr/> <p>9 Loyalty Shopping</p>



The most-rewarding, highest-paying in the industry.

Compensation Plan